

we Pay


HOW TO RELOAD 1

如何充值 1



HOW TO TOP UP BY DUITNOW

如何使用“DuitNow”充值步骤



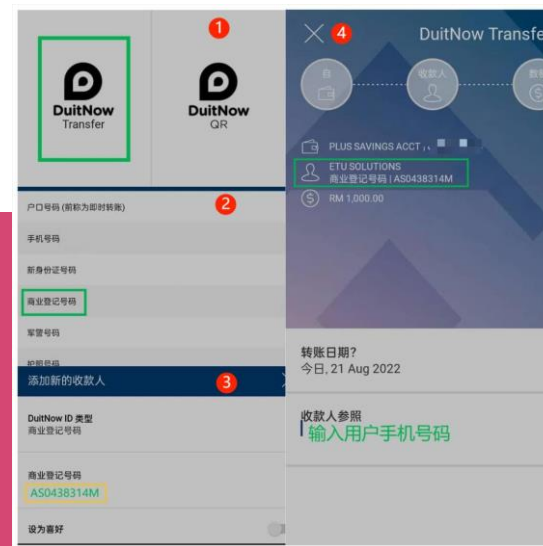
DuitNow Transfer

DuitNow 即时转账



Business Registration Number

商业登记号码



AS0438314M



Recipient's Reference

收款人参照

STEP 1:

SIGN IN TO YOUR BANK

Choose “DuitNow Transfer”

第一步:

登录您的银行账户

选择“DuitNow Transfer”



No Handling Fee

无需手续费



STEP 2

SELECT ID TYPE

Choose “Business Registration Type”

Select DuitNow ID Type ✕

Account Number (formerly known as Instant Transfer)

Mobile Number

New IC

Business Registration Number

Army/Police Number

Passport Number

选择 DuitNow ID 类型 ✕

户口号码 (前称为即时转账)

手机号码

新身份证号码

商业登记号码

军警号码

护照号码

第二步：

选择您要的ID类型

选择“商业登记号码”

STEP 3

OUR BUSINESS REGISTRATION NUMBER

“AS0438314M”

第三步：

输入我司的商业登记号码

“AS0438314M”

**We
Pay**



ETU SOLUTIONS

Business Registration Number | as0438314m

When?
Today, 30 Aug 2022

Recipient's Reference

Other Payment Details

STEP 4

RECIPIENT'S REFERENCE

Key In "User Mobile Number"

转账日期?
今日, 21 Aug 2022

收款人参照

第四步：

收款人参照

输入“用户手机号码”



we Pay

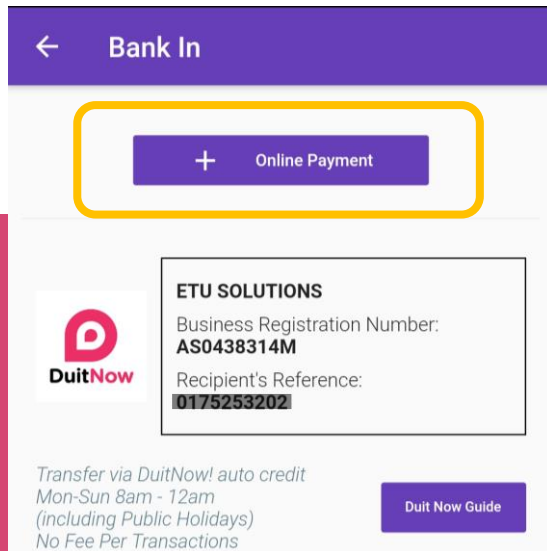
HOW TO RELOAD 2

如何充值 2

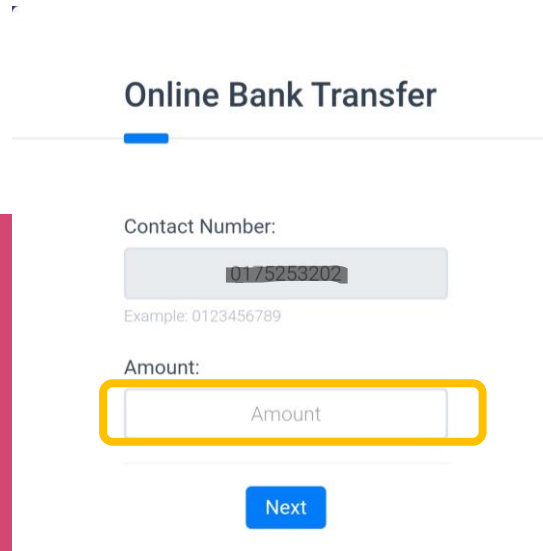


HOW TO TOP UP BY ONLINE PAYMENT

如何使用“网上支付”充值步骤

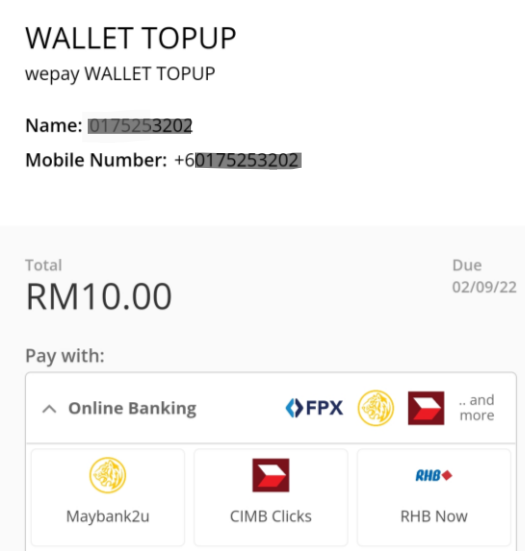


ACCOUNT > BANK IN >
ONLINE PAYMENT



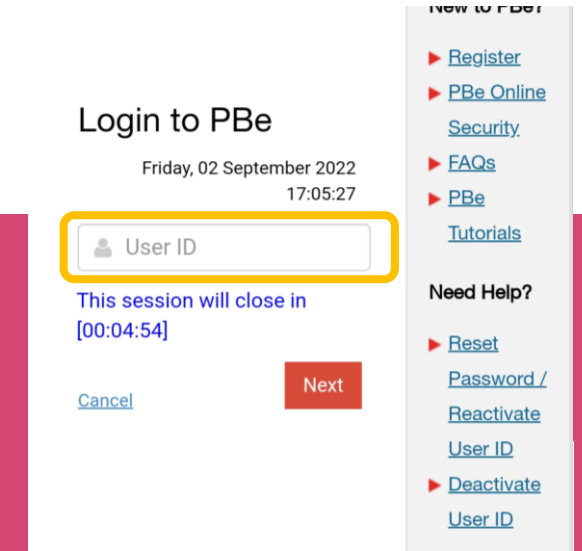
FILL THE AMOUNT

输入金额



SELECT YOUR BANK

选择您的银行



LOGIN AND FOLLOW
THE STEPS

登录您的户口和跟着充
值步骤

STEP 1:

LOG IN AT WEPAY APP

Bottom Right Choose "Account"

第一步:

在WEPAY APP里登录您的账号

选择右下角的“Account”



Handling Fee RM 1

手续费 RM 1

STEP 2

FILL THE AMOUNT AND SELECT YOUR BANK


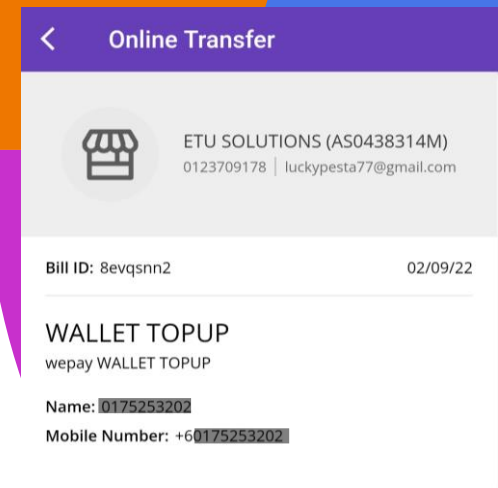
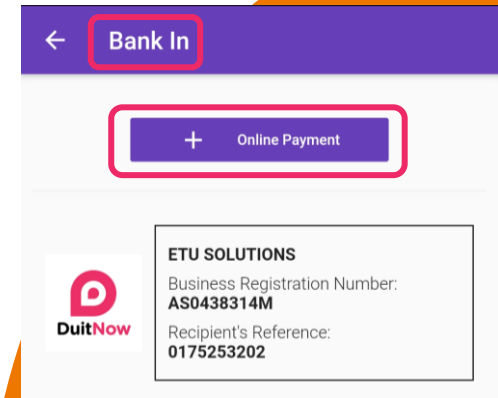
Choose “Bank In” > “Online Payment” > Fill The “Amount” >
Select Your Bank

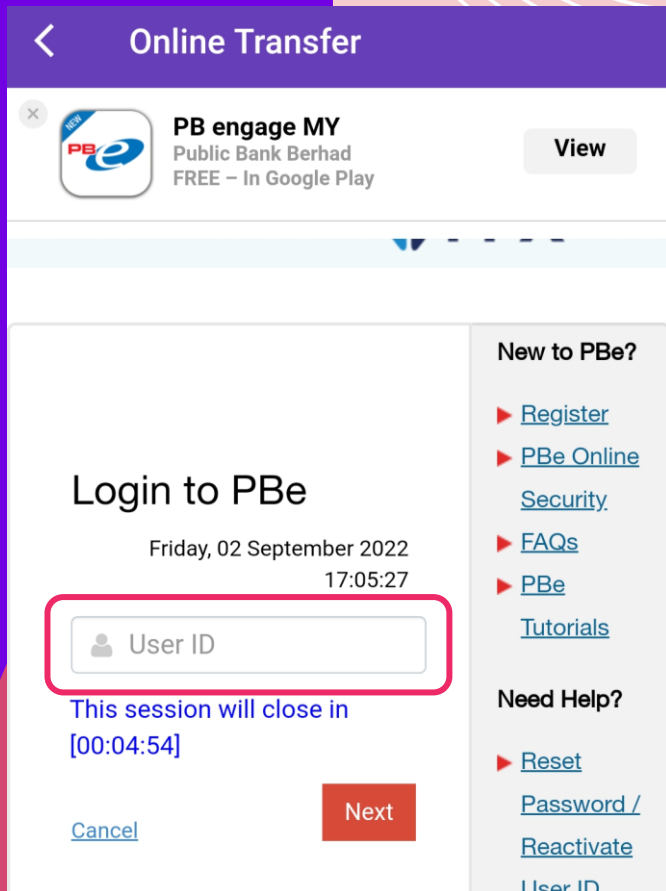
第二步：

输入金额和选择您的银行

选择“存款”>“线上支付”>输入“金额”>选择您的“银行”

**we
Pay**





STEP 3

LOGIN AND MAKE PAYMENT

“Login To Your Bank” And Follow The “Instruction” To Complete The Payment

第三步： 登录账号和完成付款

“登录您的银行账号”和“按照指示”完成付款





THANK YOU

谢谢

www.wepayto.com

we Pay